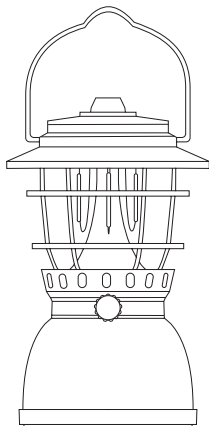


Camelion®

RECHARGEABLE

Retro LED Lantern



**Model N°
OF195**

USER MANUAL

FOR YOUR SAFETY

Thank you for choosing this Camelion product. PLEASE READ THE FOLLOWING INSTRUCTIONS AND KEEP FOR FUTURE REFERENCE. This instruction manual contains important information on safe operation and use. To ensure long life and performance reliability, please operate and maintain as per the instructions in this sheet.

ATTENTION

CHARGE THE PRODUCT FULLY BEFORE YOU USE IT FOR THE FIRST TIME OR AFTER A LONG PERIOD OF DISUSE.

PACKAGE CONTENTS

- 1 x Rechargeable Retro LED Lantern
- 1 x USB-A to USB-C charging cable

OPERATING INSTRUCTIONS

Using the light (Fig. A)

1. Turn the knob clockwise.
2. The light will change from warm white to neutral white.
3. The light will also dim progressively from low to high in warm white and from low to high in neutral white.

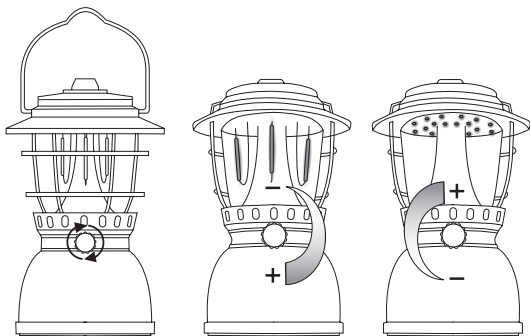


Fig. A

OPERATING INSTRUCTIONS

Using the lantern as a power pack (Fig. B)

The lantern can be used to recharge other electronic devices.

1. Remove the USB port cover.
2. Connect one end of the USB cable (not included in the package) to the USB-A output port on the lantern and the other end into your electronic device.
3. When charging is complete, disconnect the USB cable from the lantern and the electronic device.
4. Return the USB port cover over the USB port.

Note: Charging time depends on the electronic device and its battery capacity.

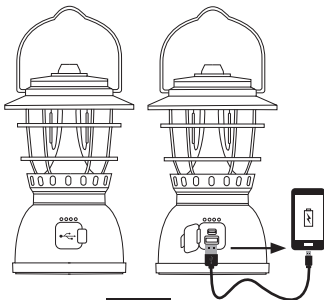


Fig. B

Recharging the lantern (Fig. C)

1. The LED indicator shows the remaining power of the lantern.
2. To recharge the lantern, remove the USB port cover, connect one end of the USB-C cable provided in the package to the lantern and the other end to a certified USB charging adaptor (not included in the package).
3. The LED indicator will flash while charging.
4. All 4 indicators will turn blue when charging is complete.
5. Disconnect the USB cable from the lantern. Unplug the charging adaptor.
6. Return the USB cover over the USB port.

Note: Do not use USB-C to USB-C cable to recharge the lantern.

Note: Charging time depends on the state of the battery and the remaining capacity of the battery.

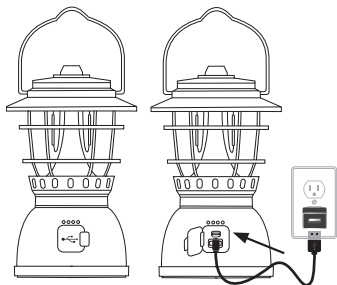
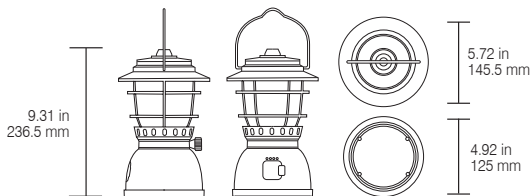


Fig. C

SPECIFICATIONS

Powered By		2 x Rechargeable 3.7V 18650 Li-ion batteries
Battery Capacity		4400 mAh / 16.28 Wh
USB Input		USB-C 5V 2A
USB Output		USB-A 5V 1A
Light Source		SMD LED & COB LED
Light Output		800 - 25 lm (SMD LED) 180 - 10 lm (COB LED)
Dimmability		Stepless dimming
Lighting Modes		COB low COB high SMD low SMD high
Color Temperature	SMD LED	2500 - 3500K
	COB	2000 - 3000K
Run-time	COB low	100 hours
	COB high	4.5 hours
	SMD low	35 hours
	SMD high	3 hours
Charging Time		3.5 hours
IP Rating		IPX4
Net Weight		2 lb / 925 g



CAUTIONS

- Do not modify, disassemble, open, drop, crush, puncture, or shred battery.
- Do not immerse the product in water or other liquid.
- Avoid exposure to high temperature and direct sunlight.
- Risk of fires and burns. Do not open, crush, heat, or incinerate.
- Keep product away from open flames to prevent heat build-up.
- This product is not a toy, keep away from children. Ensure that all persons who use this product read and follow these warnings and instructions.
- Do not short-circuit the battery.
- In the event of a cell leaking, do not allow the liquid to come in contact with the skin or eyes.
- Keep the product in a cool and dry place if it is not going to be used for an extended period.
- Do not look directly into the light as it may cause serious eye injuries.
- Do not use this product with damaged cable or plug.
- It is normal for the battery to become hot during charging and it will gradually cool down after charging.
- Charging time may vary depending on remaining charge, battery age and ambient temperature.
- Product should not be left discharged for a prolonged period.
- Product should not be charged while in contact with flammable material like textiles.

This device complies with part 15 of the FCC Rules. Operation is subject to the following two conditions: (1) this device may not cause harmful interference, and (2) this device must accept any interference received, including interference that may cause undesired operation.

Please note that changes or modifications of this product is not expressly approved by the party responsible for compliance could void the user's authority to operate the equipment.

NOTE: This equipment has been tested and found to comply with the limits for a Class B digital device, pursuant to part 15 of the FCC Rules. These limits are designed to provide reasonable protection against harmful interference in a residential installation. This equipment generates, uses and can radiate radio frequency energy and, if not installed and used in accordance with the instructions, may cause harmful interference to radio communications. However, there is no guarantee that interference will not occur in a particular installation. If this equipment does cause harmful interference to radio or television reception, which can be determined by turning the equipment off and on, the user is encouraged to try to correct the interference by one or more of the following measures:

- Reorient or relocate the receiving antenna.
- Increase the separation between the equipment and receiver.
- Connect the equipment into an outlet on a circuit different from that to which the receiver is connected.
- Consult the dealer or an experienced radio / TV technician for help.

CAUTIONS



BATTERY DISPOSAL

The product contains a Li-ion/rechargeable battery which must be recycled or disposed of separately from household waste. Dispose of product according to your local environmental laws and guidelines

1 - YEAR LIMITED WARRANTY

Camelion warrants that this product (the "Product") will be free from defects in material and workmanship for a period of one (1) year from the date of purchase (the "Warranty Period"). For defects reported during the Warranty Period, Camelion will, at its discretion, and subject to Camelion's product support analysis, either repair or replace defective Product. Replacement parts and products will be new or serviceably used, comparable in function and performance to the original part and warranted for the remainder of the original Warranty Period. CAMELION'S LIABILITY HEREUNDER IS EXPRESSLY LIMITED TO REPLACEMENT OR REPAIR OF THE PRODUCT. TO THE MAXIMUM EXTENT PERMITTED BY LAW, CAMELION SHALL NOT BE LIABLE TO ANY PURCHASER OF THE PRODUCT OR ANY THIRD PARTY FOR ANY SPECIAL, INDIRECT, CONSEQUENTIAL OR EXEMPLARY DAMAGES, INCLUDING BUT NOT LIMITED TO, LOST PROFITS, PROPERTY DAMAGE OR PERSONAL INJURY RELATED IN ANY WAY TO THE PRODUCT HOWSOEVER CAUSED, EVEN IF CAMELION HAD KNOWLEDGE OF THE POSSIBILITY OF SUCH DAMAGES. THE WARRANTIES SET FORTH HEREIN ARE IN LIEU OF ALL OTHER WARRANTIES, EXPRESS, IMPLIED, STATUTORY OR OTHERWISE, INCLUDING, WITHOUT LIMITATION, THE IMPLIED WARRANTIES OF MERCHANTABILITY AND FITNESS FOR A PARTICULAR PURPOSE, AND THOSE ARISING FROM COURSE OF DEALING, USAGE OR TRADE PRACTICE. IN THE EVENT THAT ANY APPLICABLE LAWS IMPOSE WARRANTIES, CONDITIONS OR OBLIGATIONS THAT CANNOT BE EXCLUDED OR MODIFIED, THIS PARAGRAPH SHALL APPLY TO THE GREATEST EXTENT ALLOWED BY SUCH LAWS. This Limited Warranty is made solely for the benefit of the original purchaser of the Product from Camelion or its approved reseller or distributor and is not assignable or transferable. To make a warranty claim, the purchaser must: (1) request and obtain a return merchandise authorization ("RMA") number and return location information (the "Return Location") from Camelion Support by emailing support@camelionna.com or by calling 1-833-990-2624; and (2) send the Product, including RMA number and receipt to the Return Location provided. DO NOT SEND IN PRODUCT WITHOUT FIRST OBTAINING AN RMA

1 - YEAR LIMITED WARRANTY

FROM CAMELION SUPPORT. THE ORIGINAL PURCHASER IS RESPONSIBLE (AND MUST PREPAY) ALL PACKAGING AND TRANSPORTATION COSTS TO SHIP PRODUCTS FOR WARRANTY SERVICE. NOTWITHSTANDING THE ABOVE, THIS LIMITED WARRANTY IS VOID AND DOES NOT APPLY TO PRODUCTS THAT: (a) were misused, mishandled, subjected to abuse or careless handling, accident, improperly stored, or operated under conditions of extreme voltage, temperature, shock, or vibration beyond Camelion's recommendations for safe and effective use; (b) improperly installed, operated or maintained; (c) are/were modified without the express written consent of Camelion; (d) have been disassembled, altered or repaired by anyone other than Camelion; (e) had defects which were reported after the Warranty Period. THIS LIMITED WARRANTY DOES NOT COVER: (1) normal wear and tear; (2) cosmetic damage that does not affect functionality; or (3) Products where the Camelion serial and/or lot number is missing, altered, or defaced.

Our goods come with guarantees that cannot be excluded under the Australian Consumer Law. You are entitled to a replacement or refund for a major failure and for compensation for any other reasonably foreseeable loss or damage. You are also entitled to have the goods repaired or replaced if the goods fail to be of acceptable quality and the failure does not amount to a major failure. Subject to your rights under the Australian Consumer Law, Shell will not be responsible for any compensation of damages or loss of profits that are not covered under this Warranty.

CAN ICES-005(B) / NMB-005(B)



For any questions regarding your warranty or product contact Camelion Support at:



support@camelionna.com



Camelion North America Inc.
2572 Daniel-Johnson Boulevard | 2nd Floor
Laval, QC, H7T 2R3
Canada



1-833-990-2624 (English, French)
Monday - Friday 9 am to 5 pm
Eastern Standard Time

MADE IN CHINA

CML OF195 IM EFS D10175r1